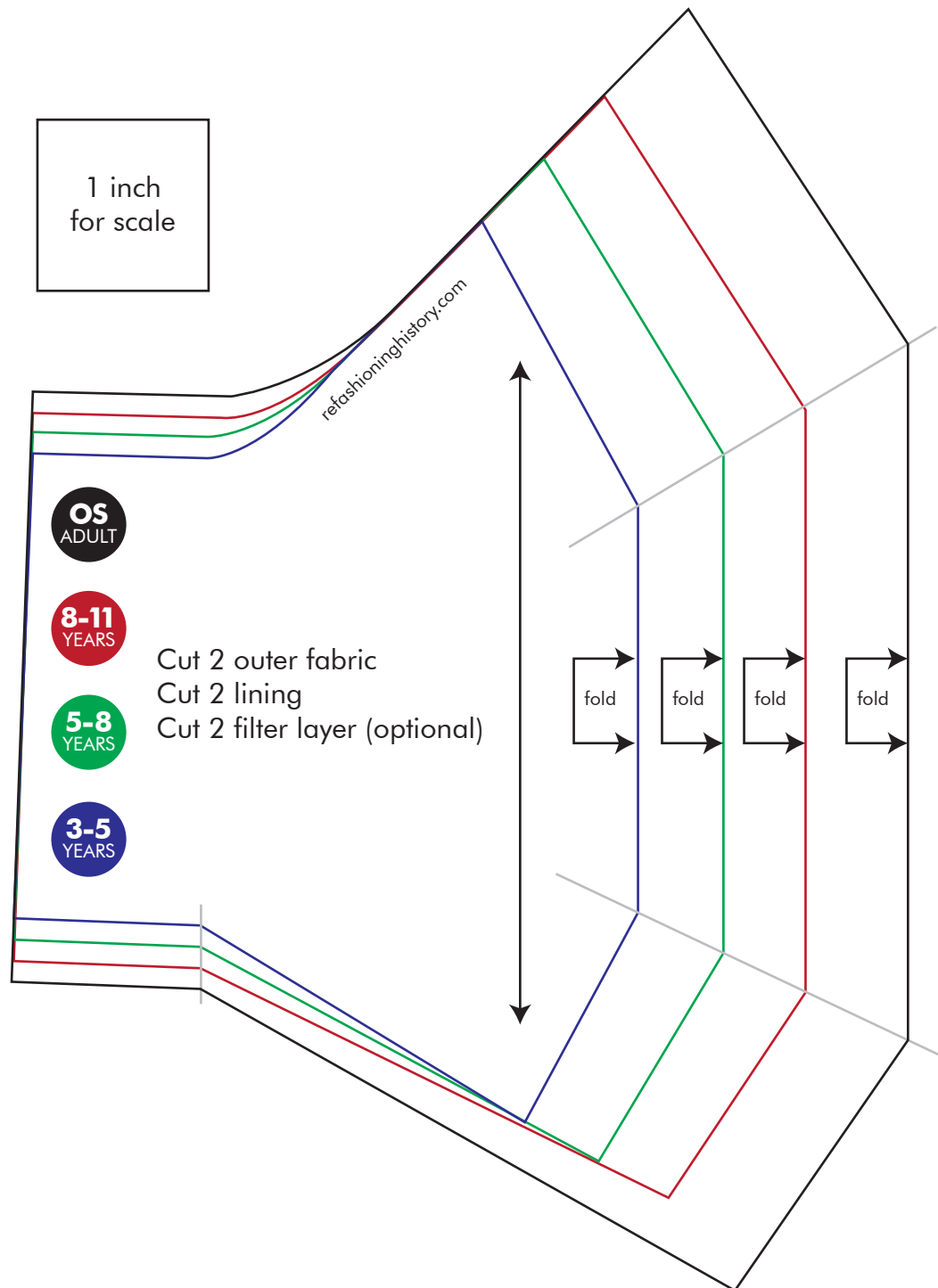


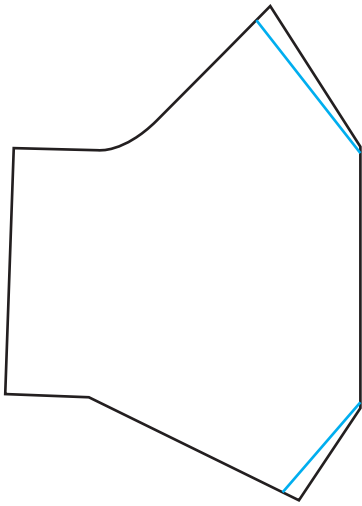
# ADULT AND CHILD'S FITTED FACE MASKS

Adult OS, Child Sizes 3-5, 5-8, and 8-11 with optional nosepiece and filter pocket

designed by Erinn Larsen of [refashioninghistory.com](http://refashioninghistory.com)

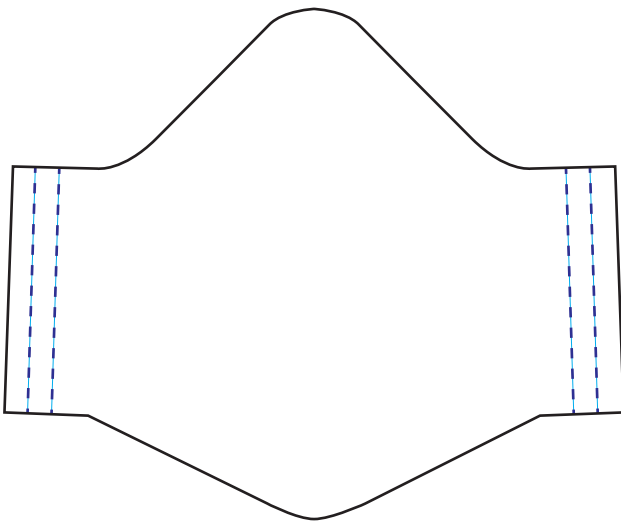


This pattern was drafted based on masks I made for my kids and myself. It requires three 11"x15" pieces of cotton and approximately 14" of elastic (for the largest size). If you have 100% cotton shirts your kids have outgrown, this is a great use for them. It has the option of including 3" of 14 gauge wire for the nosepiece, though I found it's not really necessary on the smaller sizes. I use 1/4" seam allowance except where noted (nosepiece and folded edges). For best fit, do not scale when printing this page.



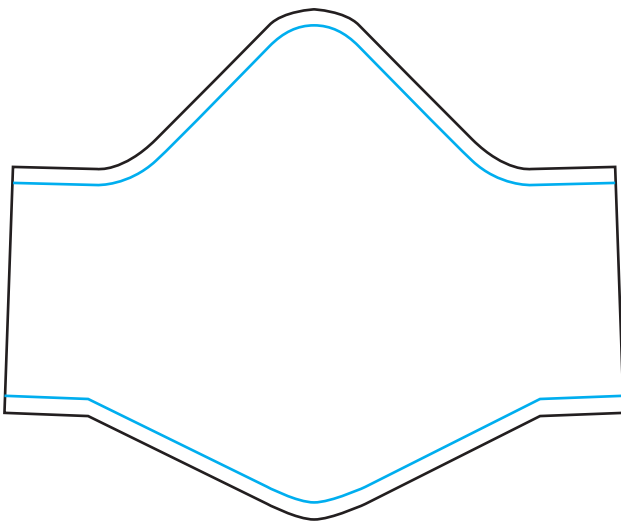
1

Place outer fabric right sides together and sew along blue lines, open, and press seam to one side. Repeat for lining and filter pocket.



2

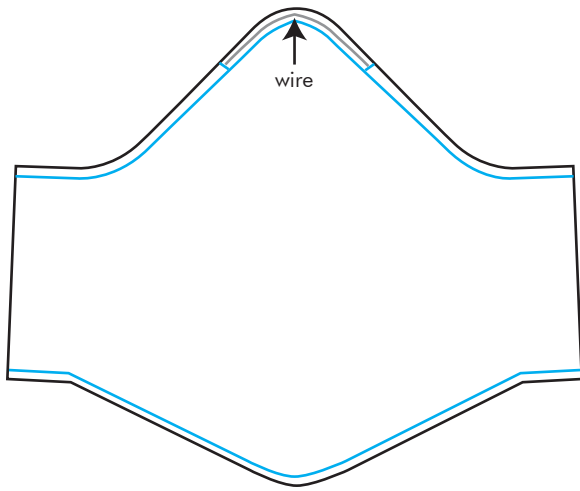
Fold edges of filter pocket in twice along blue dotted lines at  $3/8$ " for each fold, stitch edges down. Press.



3

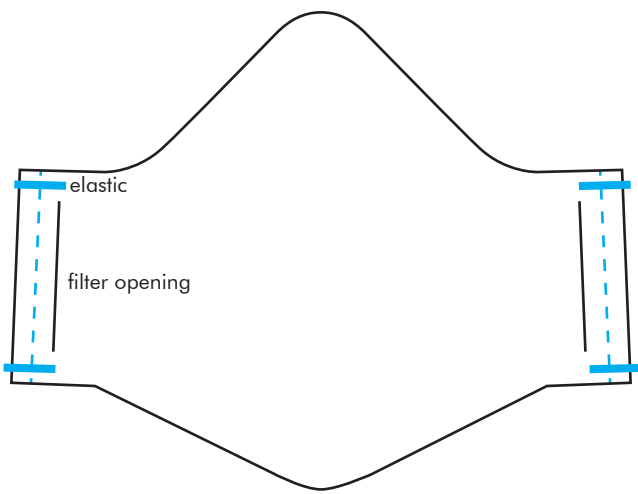
Place outer fabric and filter pocket right sides together, then place lining on top of filter pocket piece with the right side of lining to the wrong side of filter, matching all seams. Pin, then and sew along blue lines capturing all top and bottom edges using a  $1/4$ " seam allowance. Flip inside out, so outer fabric and lining are on the outer sides with right sides facing up. Press.





4

Topstitch along bottom and top edges. If adding wire, insert through toptitching channel along top, then stitch down at each side to keep it from moving.



5

Fold outer fabric and lining edges in towards each other 1/4", catching elastic edges at corners and stitch, making sure NOT to sew through the filter opening. Backstitch over elastic a few times for added security.

Congratulations, you've made a mask! Remember to wash it regularly, wear it with pride, and please...

**STAY HOME AND STAY SAFE!**



CHILD'S FITTED FACE MASK Sizes 3-5, 5-8, and 8-11 with optional nosepiece and filter pocket designed by Erinn Larsen of [refashioninghistory.com](http://refashioninghistory.com)